

B.FLEX



ROXX APP




READY

IP65
RATED



The B.FLEX is a battery driven, dual light source fixture for professional use in indoor and outdoor applications such as wall washer, spotlight, deco-effect light and many more. The very narrow beam lens from centric LED, in combination with various filters and the single pixel controllable HALO EFX ring gives room for unlimited creativity. Due to the special designed dual-bayonet system all our one-size accessories like holographic filters, glare-shields or creative adaptors such as light tubes and the FLEX HAT can be combined and fit tool-free to all FLEX models. Thanks to the inner bayonet, filters can be changes easily, from native 3° to circular 5°, 10°, 20°, and elliptical 5°x20° or 5°x30°. A special batwing filter creates a V-shaped beam as a wall wash effect for even more creativ effects. One central high-power LED, in combination with twenty-four ultra-bright SMD LEDs create amazing, bi-color effects in wall-wash and deco-light applications. Due to its single pixel control, ROXX® HALO EFX engine all-ows advanced and creative effect possibilities and a stunning eye-candy look. The individual LED's can be controlled by any DMX source, or by using our internal preprogrammed Macro patterns and chasers. The versatile tool for wall-wash, bi-color, eye-candy effects and light tubes. The individual LED's can be controlled by any DMX source, or by using our internal preprogrammed Macro patterns and chasers. 6 different sized, white light tubes can be attached to the FLEX series, creating stunning deco effects. Combining the two light sources will create spectacular fading colors or fire effects, due to the different radiation angles. To prevent the FLEX from theft a Kensington Security Slot is built inside.




The accessories



Base Extension



Groundplate



Tubes



Spike



Half Anti-Glare



Full Anti-Glare



Filter

Technical Data

Photometrics

LED expected lifetime	50.000 hours
Lightsources	1x40W RGBL
Type of optical system	Total Internal Reflection lens (TIR)
LED PWM Frequency	selectable 800Hz, 1.200Hz, 2.000Hz, 3.600Hz, 12kHz, 25kHz
Beam angles (50%)	2,7° (native) 4,8° (with 5° Filter) 10,1° (with 10° Filter) 21,3° (with 20° Filter) 5,1° / 18,5° (with elliptical Filter 5°x20°) 5,9° / 21,7° (with elliptical Filter 5°x30°)
Maximum field angle (10%)	4,2° (native) 9,1° (with 5° Filter) 21,5° (with 10° Filter) 42,3° (with 20° Filter) 12,1° / 31,3° (with elliptical Filter 5°x20°) 20,6° / 42,1° (with elliptical Filter 5°x30°)
Color temperature range	2.000-10.000K
CRI/Ra	88
TLCI	75
Efficacy (max)	25,22 lm/W
Luminous flux	1.085 lm
illuminance Lux @ 3m (2,7° native)	10.700lx
illuminance Lux @ 3m (with 5° Filter)	2410lx
illuminance Lux @ 3m (with 10° Filter)	625lx
illuminance Lux @ 3m (with 20° Filter)	150lx
illuminance Lux @ 3m (with elliptical Filter 5°x20°)	700lx
illuminance Lux @ 3m (with elliptical Filter 5°x30°)	445lx

Thermal Characteristics

Cooling	combination of heatpipe & convection cooling
Humidity (max.)	95%
Temperature range, Operating on Battery	-20°C to 40°C
Temperature range, Start-Up on Battery	-20° to 40°C
Temperature range, Operating on DC Power Supply	0°C to 40°C
Temperature range, Start-Up on DC Power Supply	0°C to 40°C
Temperature range, Storage	-10°C to 25°C
Temperature range, Charging	0°C to 40°C
Thermal Protection	Automatic overtemperature protection



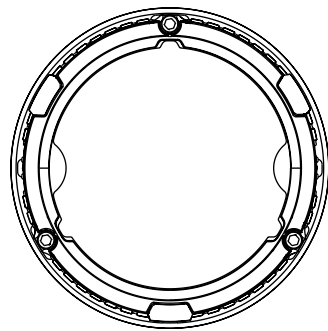
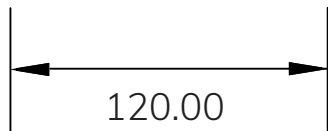
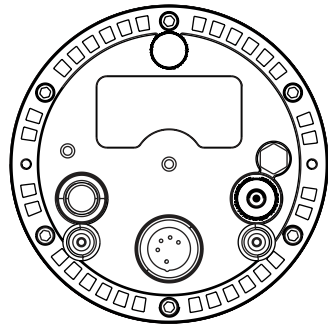
Dimensions & Weight

IP class	IP65
Body material	Aluminum, Nylon
Lens material	Tempered glass front
Net dimensions (w x h x d)	120 x 200 x 120mm
Net dimensions inches	4,72 x 7,87 x 4,72 inches
Physical Head Straight Up Height (without Yoke)	200mm (7,87 inches)
Physical Head Straight Up Height (including optional Yoke)	250mm (9,84 inches)
Net weight (without Yoke)	2,49 kg (5,49lbs)
Net weight (including optional Yoke)	2,85 kg (6,28lbs)

Technical Data

Electrical Data	
Operating Voltage	100 – 240V 50/60Hz
Max power consumption	62W
Input Voltage	31V
Battery	223,11Wh / Lithium-Ionen including BMS
Lifetime	70% after 300 cycles
Battery Run Time	up to 24 hours
Charging Time (nominal)	5h
DMX Functions	
DMX Functions	Dimmer Center, Dimmer Fine Center, Dimmer Halo, Dimmer Backlight Halo, Shutter Center, Shutter Halo, Shutter Backlight Halo, Duration Shutter Center, Red Center, Red Fine Center, Green Center, Green Fine Center, Blue Center, Blue Fine Center, Lime Center, Lime Fine Center, Red Halo, Green Halo, Blue Halo, Red Backlight Halo, Green Backlight Halo, Blue Backlight Halo, CTC Center, CTC Halo, CTC Backlight Halo, Color Macro Center, Color Macro Crossfade Center, Color Macro Halo, Color Macro Crossfade Halo, Color Macro Backlight Halo, Color Macro Crossfade Backlight Halo, Effect Pattern, Effect Pattern Speed, Effect Pattern Transition, Pixel RGB 1-24, Device Settings
DMX channels	3CH CCT, 8CH COLOR MACRO, 6/9/10/19/21CH RGB, 7/11/20/23CH DIRECT, 28/29CH PATTERN, 80CH PIXEL
DMX modes	14
Protocol	CRMX, W-DMX™ G2, W-DMX™ G3, W-DMX™ G4, W-DMX™ G4S USITT DMX512A RDM ANSI E1.20 Bluetooth Low Energy (BLE)
Setting and addressing	OLED graphical display / 4 controls RDM ANSI E1.20
Standalone mode	Auto Program, Editor, Color Macro, Quick Color, Tunable White, User Color, Timer
Wireless DMX	Lumenradio with RDM (CRMX)
indicator	OLED graphical display
controls	4 touch sensitive, backlighted controls
Strobe	0-20Hz
DMX I/O	IP65 Neutrik DMX socket Low-voltage socket for external power supply
Power In	IP65 Neutrik DMX socket Low-voltage socket for external power supply
Included / Optional	
Included items	Single DC Power Supply, Safety Eye Bolt
Optional Accessories	YOKE, FILTER (5°, 10°, 20°, 5°x20°, 5°x30°, Batwing) TUBE (S, M, L, XL, XXL), HAT, GROUND PLATE, BASE EXTENSION, FULL ANTI-GLARE SHIELD, HALF ANTI-GLARE SHIELD, SPIKE, DMX Y-CABLE, SINGLE PSU, TOURING PSU SET EU / INT, M4 / 1/4" ADAPTER
Color options	Black – RAL 9004 (Standard) White – RAL 9010 (On Request) Silver (on request) Custom color – any RAL on request
Installation	
Mounting point on fixture	1x centric M4, optional M4/1/4" adapter for multifunctional clamps
Mounting point by optional Yoke	centric 13mm / 1/2" hole
Orientation	Any
Rigging possibilities	Hanging or ceiling / pendant mount
Safety features	rear mount for safety wire
Minimum distance from flammable materials	0,3 meters (11,8 inch)

Technical Drawing



Lens Matrix

Filter (Light Shaping Diffusors)	Beam / Field Angle	Diameter @ 3m (beam angle / field angle)	B.FLEX Illuminance @ Full / 3m	B.FLEX mini Illuminance @ Full / 3m	E.FLEX / A.FLEX Illuminance @ Full / 3m
Native (TIR Lens only)	2,7° / 4,2°	28 / 45cm	10.700lx	5.200lx	10.700lx
5° Filter	4,8° / 9,1°	50 / 96cm	2410lx	1353lx	2410lx
10° Filter	10,1° / 21,5°	106 / 228cm	625lx	334lx	625lx
20° Filter	21,3° / 42,3°	226 / 464cm	150lx	96lx	150lx
5° x 20° Filter	5,1° / 12,1° 18,5° / 31,3°	54 / 128cm 196 / 336cm	700lx	380lx	700lx
5° x 30° Filter	5,9° / 20,6° 21,7° / 42,1°	62 / 218cm 230 / 462cm	445lx	244lx	445lx
Batwing	n.a. (Effect Filter)	n.a. (Effect Filter)	n.a. (Effect Filter)	n.a. (Effect Filter)	n.a. (Effect Filter)

Order Number

FLEX	Order Number
B.FLEX	12402301
B.FLEX mini	12402201

Accessories	Order Number
HAT	12908502
Base Extension	12908701
Groundplate	12908801
Spike	12909701
Tube XS	12907201
Tube S	12907301
Tube M	12907401
Tube L	12907501
Tube XL	12907601
Tube XXL	12907701

Accessories	Order Number
Half Anti-Glare	12908301
Full Anti-Glare	12908401
Filter 5°	12907800
Filter 10°	12907900
Filter 20°	12908000
Filter 5x20°	12908100
Filter 5x30°	12908200
Yoke silver	12907004
Yoke black	12907001
Ground Spike	12909701
Touring PSU Set B.FLEX	12909331 EU 12909332 INT
Single PSU B.FLEX	12909100
Safety Cable Tubes	12908900
M4 Adapter	12909800

Further versions



B.FLEX mini

